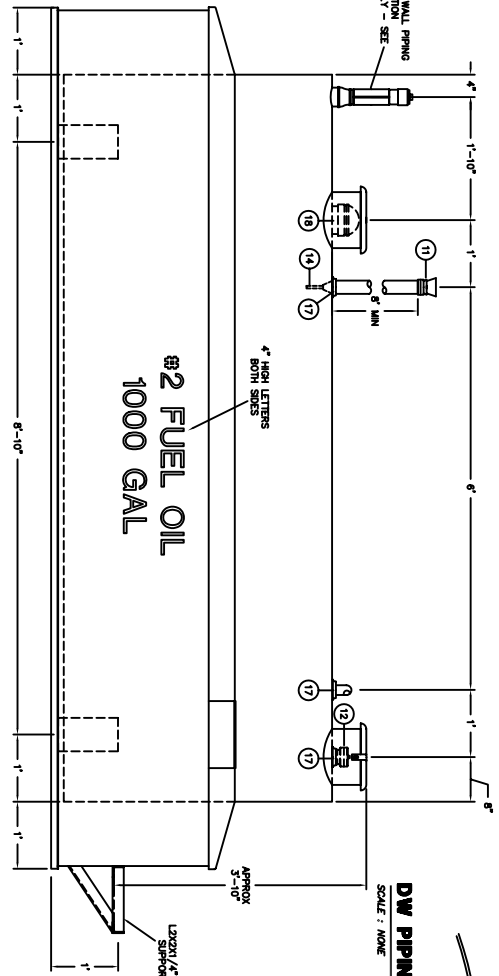
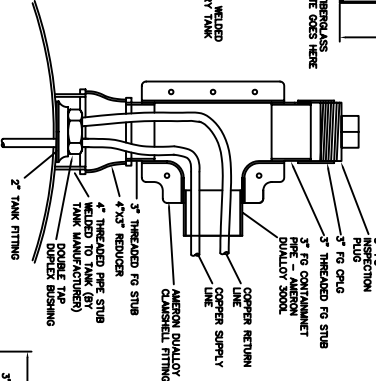
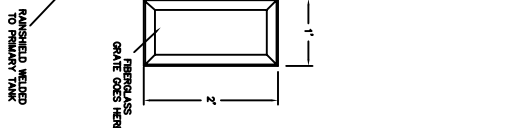


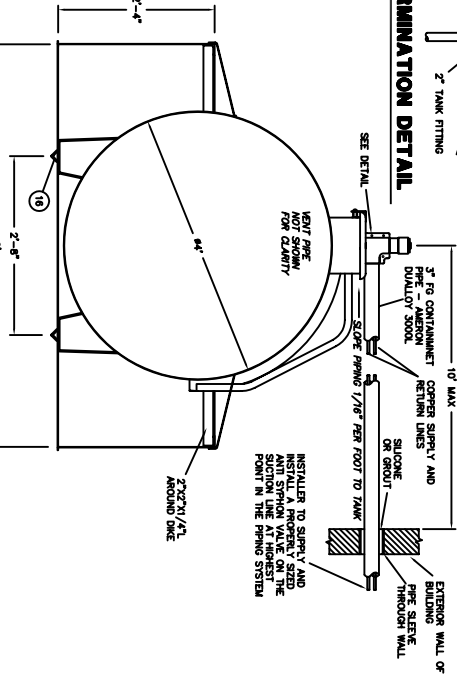
1000 GAL FUEL OIL TANK - PLAN
SCALE: 1"=2'-0"



1000 GAL FUEL OIL TANK - ELEVATION
SCALE: 1"=2'-0"



DW PIPING TERMINATION DETAIL
SCALE: 1"=1'-0"



1000 GAL FUEL OIL TANK - SECTION AA
SCALE: 1"=2'-0"

NOTES:

1. PRIMARY TANK HEAD - 7 GA. CONTAINMENT; 7 GA.
2. MATERIAL - MILD CARBON STEEL
3. FACTORY TEST AT 5-7 PSIG.
4. ENTIRE UNIT IS LISTED AND ARE FOR OUTDOOR USE.
5. EXTERIOR FINISH (INCLUDING INTERIOR OF DOME) - SSPC-SP7 (BRUSH OFF BLAST CLEANING) & MAR PLASTIC 101 WHITE EPOXY.
6. ALL DIMENSIONS ARE APPROXIMATE.
7. CONTAINMENT CAPACITY 2100G.
8. PRIMARY TANK SHELL AND HEAD WELDS TO BE AS SPECIFIED IN UL142 FILET WELD.
9. ANY JOINT NOT DEFINED SHALL BE A CONTINUOUS FULL FILET WELD.
10. A 6" WIRE X 1/2" LONG X 4" THICK CONCRETE PAD REINFORCED WITH 6# 10-10 WELLS MUST BE PROVIDED. TANKS LOCATED IN HEAVILY TRAFFICED AREAS MUST BE PROTECTED BY TRAFFIC BOLLS. THE BOLLS MUST BE 10" DIA. AND SET IN CONCRETE TO A MINIMUM DEPTH OF 4". THE BOLLS WILL BE SET IN CONCRETE FORMS. THE BOLLS SHALL BE A MINIMUM OF 4" ABOVE GRADE. BOLLS SHALL BE PLACED NO MORE THAN 4' APART.

ITEM	DESCRIPTION
①	
②	6"-8 OZ. EMERGENCY VENT - SHIP LOOSE
③	EMERGENCY VENT OVERFLOW CHUTE
④	VENT REFLECTOR ASSEMBLY
⑤	2" LEVEL GAUGE - SULLY GOLDEN GAUGE
⑥	1" OVERFLOW PIPE
⑦	FILL CONTAINMENT CHAMBER
⑧	
⑨	
⑩	OPW 2" ALUMINUM NORMAL VENT CAP
⑪	2" FILL ADAPTER AND CAP
⑫	2" VENT WHISTLE
⑬	1 1/2" L (2)
⑭	2" RPT FITTING
⑮	6" PIPE STUB TO LE

AREO-POWER
UNITIZED FUELER, INC.
103 SAITHTON BLVD
SAITHTON, NY 11787

DRUM/1000 GAL GENERIC
FUEL OIL TANK
FOR SUFFOLK COUNTY

REV	DATE	BY	REVISION DESCRIPTION

DWG NO: SC1000FOB
SCALE: NOTED
SHEET: 1 OF 1
DATE: 5/96

ALL RIGHTS RESERVED. THIS DRAWING OR REPRODUCTION THEREOF IS PROHIBITED IN ANY FORM WITHOUT WRITTEN PERMISSION OF AREO-POWER UNITIZED FUELER, INC.

DWG BY: JF
DATE: 5/96